





Lochbleche

plan gerichtet, nicht entfettet


Rundlochung, versetzt




Rv 1,5 -2,5




Rv 2-3,5




Rv 3-4




Rv 3-6




Rv 3,5-6




Rv 4-5




Rv 4-8




Rv 5-8




Rv 6-8



Rv 6-9



Rv 8-10




RV 8-11




Lochbleche

plan gerichtet, nicht entfettet


Rundlochung, versetzt




Rv 8-12




Rv 8-16




Rv 10-14




Rv 10-15




Rv 10-18



Rv 12-16




Rv 15-21




Rv 20-28

Rundlochung, geradereihig



Rg 4,5-15




Eurolochung




Lochbleche

plan gerichtet, nicht entfettet


Quadratlochung




Qg 4-7




Qg 5-8



Qg 10-12




Qg 10-15




Qg 15-20


Langlochung



Lv 2-20



Lv 3-20



Lv 5-20