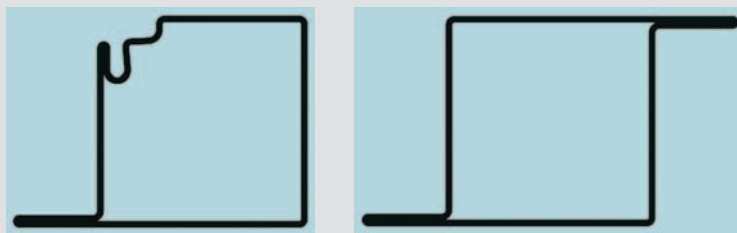




LIEFERPROGRAMM

Profilsysteme



mit Beschlägen und Zubehör



Lieferprogramm Profile

Profilsystem mit Beschlägen und Zubehör

Ausgangsmaterial

- Edelstahl 1.4301
- Oberflächenqualität: vorgeschliffen

Öffnungsarten Türen

- Anschlagtüren nach innen und nach außen öffnend
- Paniktüren
- Gegentakttüren (Rechtsverkehrtüren)

Schutz und Sicherheit

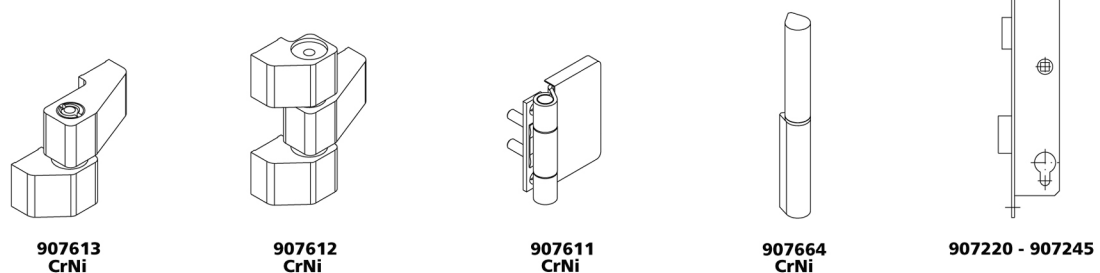
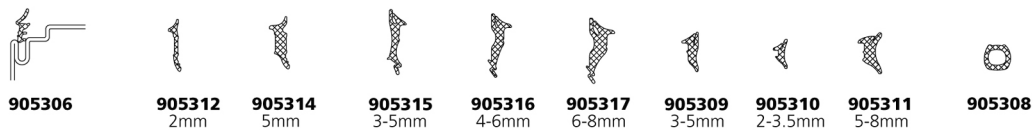
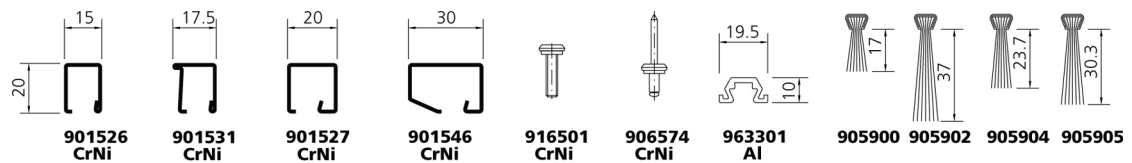
- Rauchschutztüren nach DIN 18095

Verarbeitung

- äußerst wirtschaftliche Fertigung mit üblichen, für Edelstahl geeigneten Werkzeugen

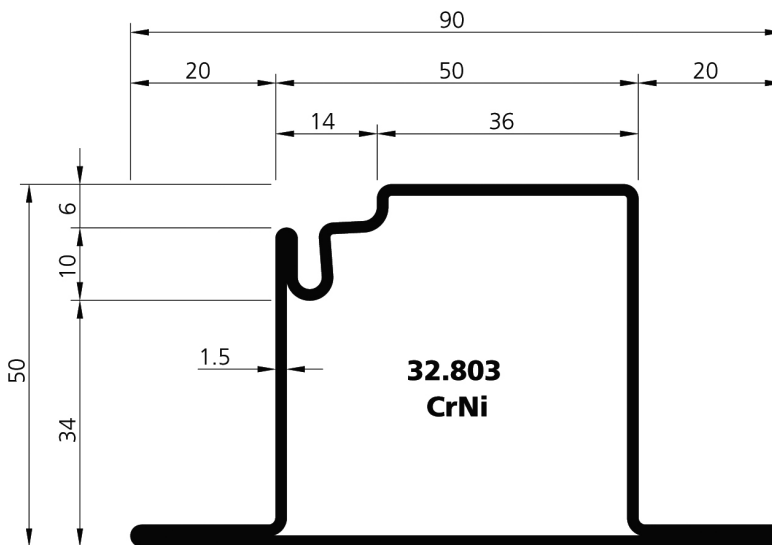
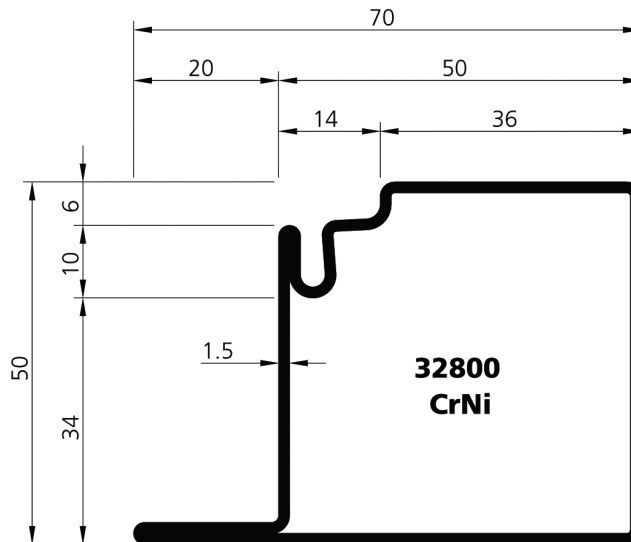


Profilübersicht





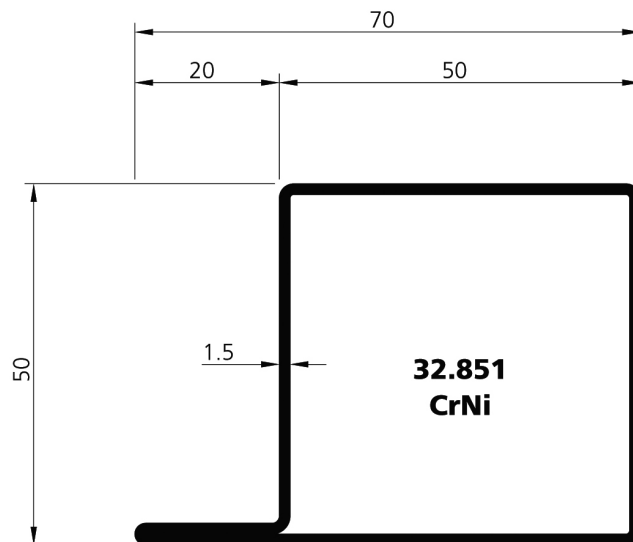
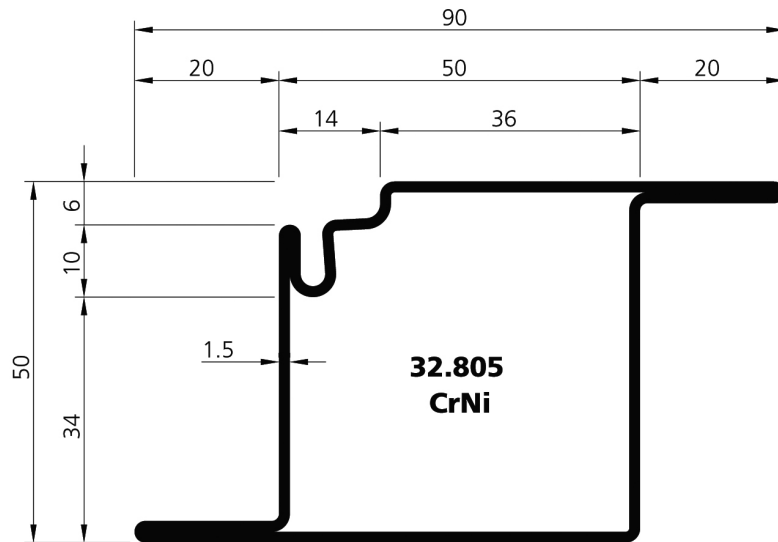
Profile



Profil-Nr.	G kg/m	A cm ²	I _x cm ⁴	W _x cm ³	I _y cm ⁴	W _y cm ³	e _x cm	e _y cm	U m ² /m	m.O. m ² /m
32.800 CrNi	2.850	3.63	14.21	5.02	17.98	4.69	2.17	3.83	0.246	0.106
32.803 CrNi	3.300	4.21	16.33	5.27	27.15	5.29	1.90	4.41	0.285	0.126



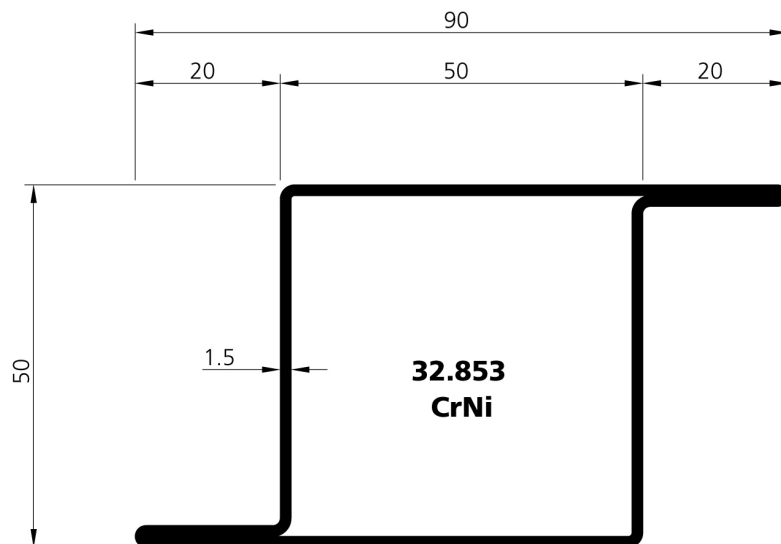
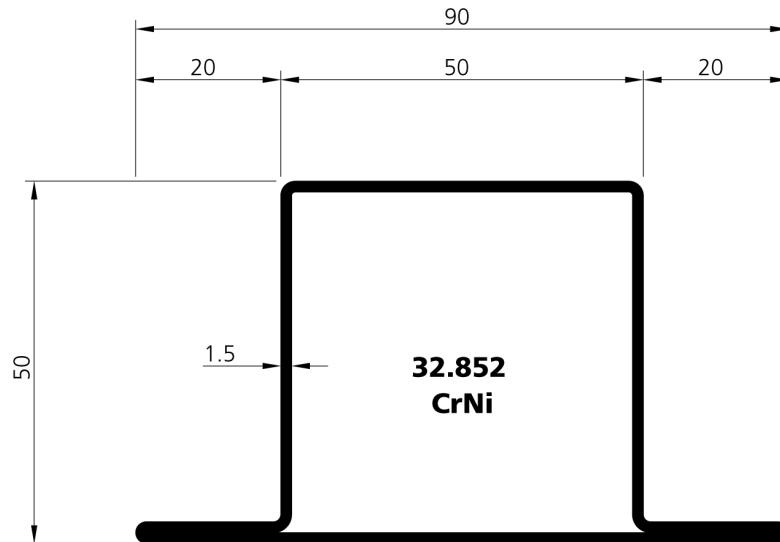
Profile



Profil-Nr.	G	A	I _x	W _x	I _y	W _y	e _x	e _y	U	m.O.
	kg/m	cm ²	cm ⁴	cm ³	cm ⁴	cm ³	cm	cm	m ² /m	m ² /m
32.805 CrNi	3.300	4.21	17.91	7.05	27.15	5.92	2.54	4.41	0.285	0.126
32.851 CrNi	2.700	3.44	14.06	4.87	17.72	4.54	2.11	3.90	0.233	0.120



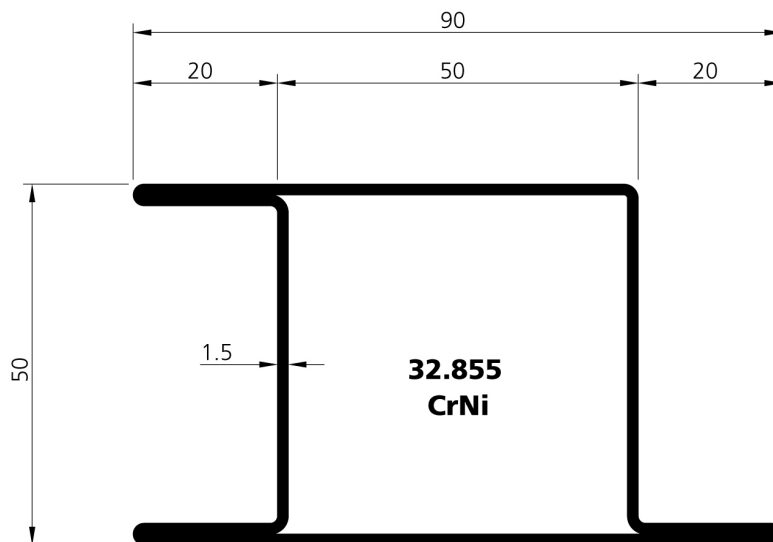
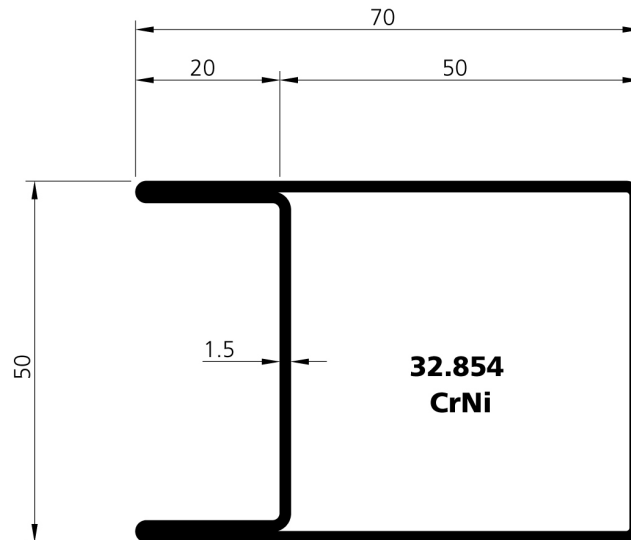
Profile



Profil-Nr.	G kg/m	A cm ²	I _x cm ⁴	W _x cm ³	I _y cm ⁴	W _y cm ³	e _x cm	e _y cm	U m ² /m	m.O. m ² /m
32.852 CrNi	3.160	4.02	16.12	5.05	26.52	5.89	1.81	4.50	0.272	0.140
32.853 CrNi	3.160	4.02	18.06	7.22	26.52	5.89	2.50	4.50	0.272	0.140



Profile



Profil-Nr.	G	A	I _x	W _x	I _y	W _y	e _x	e _y	U	m.O.
	kg/m	cm ²	cm ⁴	cm ³	cm ⁴	cm ³	cm	cm	m ² /m	m ² /m
32.854 CrNi	3.160	4.02	18.04	7.22	22.22	6.31	3.52	2.50	0.272	0.140
32.855 CrNi	3.620	4.62	17.04	6.09	33.13	6.69	2.20	4.95	0.312	0.160